


www2014.kr



International
World Wide Web
Conference
Seoul, Korea

WWW 2014

April 7-11, 2014 coex

[Guideline]

How to get to the Venue!



Dear Participants,

Coex Mall, venue of WWW2014, is currently under construction for renovation to provide better services and facilities to the visitors.

To provide convenient direction to the venue, please be sure to take a careful look this guideline.

The guideline will show you the best way to get to the venue.

Please read carefully before coming.

Thank you.

From Samseong station on line No. 2
(World Trade center station)

To Conference room south at COEX

1. After you get off the subway (Line No. 2), go upstairs as below.



- Please move to the Exit 5 & 6 at Samseong Station



2. After you pass the ticket gate, please move to the Exit 5 & 6.



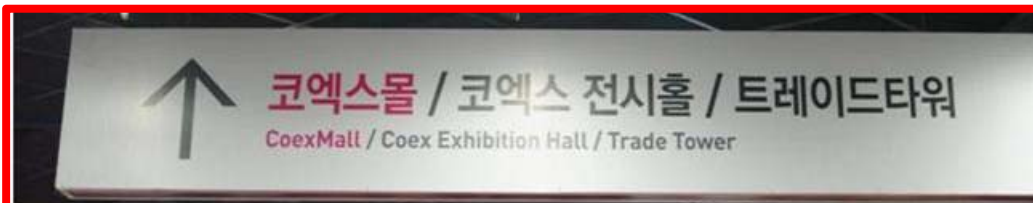
- Please check the sign as above, and go ahead to the Exit 5 & 6.

3. Find the sign as below and go upstairs.



- Please check, the red box “COEX”.

4. Go straight, after stairs. (Do not go out to Exit 5 and 6.)



- Please find above signage out and then follow the direction.

5. If you go through the short passageway, you can see the small plaza.



- The photo above is the small plaza (millennium plaza)


6. Go upstairs using escalator at the end of the road.



7. Turn left after you come up by escalator.



8. Go straight about 10m and then turn right.




9. You can find the direction after you take a turn right.



- Please check the red box. (direction to COEX)


10. Go straight about 50m to “South Gate 2”



11. Enter through the South Gate 2.



12. Go straight about 30m after you enter the South Gate 2.



13. Turn right and go upstairs using escalator.



- Workshops and Tutorials will be held at the conference room south. (3rd Floor)

14. Finally you arrive at the “Conference Room South”



From CALT (City Airport, Logis & Travel)


To Conference room south at COEX

**CALT is located at very near COEX, about 5 minutes by walk.
So we recommend you to take limousine bus from airport to CALT.**


1. After you get off the limousine bus, go downstairs using escalator.



2. Turn left after escalator.



3. Go straight about 20m pass by Korean Air's office.



4. Turn right and then please go out this building (CALT)




5. After you get out from the building you can find the direction as below.



6. Go straight through the path.




7. You can find “South Gate 1” when you arrive at the end of path.



8. Go straight about 30m after you enter the South Gate 2.



9. Turn right and then go straight until you find the escalator as below.



10. Go upstairs using escalator.



- Workshops and Tutorials will be held at the conference room south. (3rd Floor)

11. Finally you arrive at the “Conference Room South”

